QuWave 5G Lite GNSS for Teltonika

INTEGRATED MULTI-BAND 5G/LTE OMNI ANTENNA + WI-FI OMNI ANTENNA + GPS ACTIVE ANTENNA + PLACE TO INSTALL TELTONIKA ROUTERS (ALL-IN-ONE)

QuWave Lite is an outdoor antenna designed to provide reliable wireless connectivity in a variety of environments. This product is an all in one solution that integrates a high gain omnidirectional 5G/LTE, Wi-Fi and GPS antennas with all Teltonika routers into a single IP67 enclosure. Such integration allows implementation of new outdoor 5G/LTE solutions.
QuWave for Teltonika is an ideal solution for outdoor wireless connectivity in moving applications such as transportation, yachting, boats and camping but also city centres with high signal density.
Compatible with the following Teltonika routers: RUTX50, RUTM50, RUTM54, RUTM20, RUTM30, RUTM31, RUTX09, RUT9xx, RUT3xx, RUT2xx

5G | BAND 71 | 4x4 MIMO | 600-6350MHz | 4 dBi | OMNI DIRECTIONAL | WiFi 6E | GPS | IP 67 | -40° TO +80°

OUTDOOR ANTENNA WORKS IN ANY WEATHER CONDITIONS, IP67

ANTENNA PERFECTLY MATCHED WITH THE TELTONIKA ROUTERS

ALL ANTENNAS AND TELTONIKA ROUTER INTEGRATED IN ONE ENCLOSURE

GALVANIZED STEEL, WALL OR POLE MOUNTING BRACKET

MADE IN **EUROPE**



5G / LTE ANTENNA SPECIFICATION

FREQUENCY	0.58 - 2.0 GHz 2.0 - 3.5 GHz 3.5 - 5.0 GHz 5.0 - 6.35 GHz
MAX. GAIN	0.58 - 2.0 GHz : 2 dBi 2.0 - 3.5 GHz : 3.2 dBi 3.5 - 5.0 GHz : 3.1 dBi 5.0 - 6.35 GHz : 3.8 dBi
SUPPORTED LTE BANDS	1, 2, 3, 4, 5, 6, 7, 8, 9, 10, 11, 12, 13, 14, 17, 18, 19, 20, 21, 22, 23, 24, 25, 26, 27, 28, 29, 30, 32, 33, 34, 35, 36, 37, 38, 39, 40, 41, 42, 43, 44, 45, 46, 47, 48, 49, 50, 51, 52, 53, 54, 65, 66, 67, 68, 69, 70, 71, 74, 75, 76, 85, 103, 106, 107, 111, 252, 253, 254, 255, 256
SUPPORTED 5G BANDS	n1, n2, n3, n5, n7, n8, n12, n13, n14, n18, n20, n24, n25, n26, n28, n29, n30, n34, n38, n39, n40, n41, n46, n47, n48, n50, n51, n53, n54, n65, n66, n67, n68, n70, n71, n74, n75, n76, n77, n78, n79, n80, n81, n82, n83, n84, n85, n86, n89, n90, n91, n92, n93, n94, n95, n97, n98, n99, n100, n101, n105, n106, n109, n110, n250, n251, n252, n253, n254, n255, n256
VSWR	<2.50, max <3.00
BEAMWIDTH	360°/35° ±5°
POLARIZATION	Vertical
IMPEDANCE	50 Ω
CONNECTOR	4x SMA
CABLE TYPE	RG316

Copyright © 2023, Wireless Instruments. Specifications and information given in this document are subject to change without prior notice.

WI-FI ANTENNA SPECIFICATION

FREQUENCY	2.4 - 2.5 GHz 5.0 - 7.2 GHz
MAX. GAIN	2.4 - 2.5 GHz: 2dBi 5.0 - 7.2 GHz: 5dBi
VSWR	< 2.50
BEAMWIDTH	360°/25°
POLARIZATION	Vertical
IMPEDANCE	50 Ω
CONNECTOR	2x RPSMA
CABLE TYPE	RG316

GPS ACTIVE ANTENNA SPECIFICATION

FREQUENCY	1.56 – 1.61 GHZ
VSWR	< 2
GAIN	3 dBi
GAIN 3V	28 dBi
DC POWER INPUT	2.5 V ~ 6.5 V
POWER CONSUMPTION	2.5 - 6.5 mA
IMPEDANCE	50 Ω
POLARIZATION	RHCP (right hand circularly polarized)

Copyright © 2023, Wireless Instruments. Specifications and information given in this document are subject to change without prior notice.

CONNECTOR	1x SMA
CABLE TYPE	RG174

MECHANICAL SPECIFICATION

MATERIALS	ABS, aluminum, PTFE
CONNECTOR TYPE	1x QuRJ45
OUTER DIMENSIONS	210 x 210 x 165 mm 8.27 x 8.27 x 6.49 inch
INGRESS PROTECTION	IP67
OPERATING TEMPERATURE	From -40°C to 80°C From -40°F to 176°F
MAST DIAMETER	25-66 mm 0.98-2.60 inch
ENCLOSURE RECOMMENDED TIGHTENING TORQUE	0.5 - 0.7 Nm

Copyright © 2023, Wireless Instruments. Specifications and information given in this document are subject to change without prior notice.

FREQUENCY BANDS

LTE / 4G

617 MHz – 6000 MHz

1	2	3	4	5	7	8
9	10	12	13	14	17	18
19	20	22	25	26	27	28
29	30	33	34	35	36	37
38	39	40	41	42	43	44
47	48	49	52	53	65	66
67	68	69	71	85	103	106

5G

617 MHz – 6000 MHz

n1	n2	n3	n5	n7	n8	n12
n13	n14	n18	n20	n25	n26	n28
n29	n30	n34	n38	n39	n40	n41
n47	n48	n53	n65	n66	n67	n71
n77	n78	n80	n81	n82	n83	n84
n85	n86	n89	n90	n95	n97	n98
n100	n101	n256				

Copyright © 2023, Wireless Instruments. Specifications and information given in this document are subject to change without prior notice.

PLOTS

5G/LTE VSWR

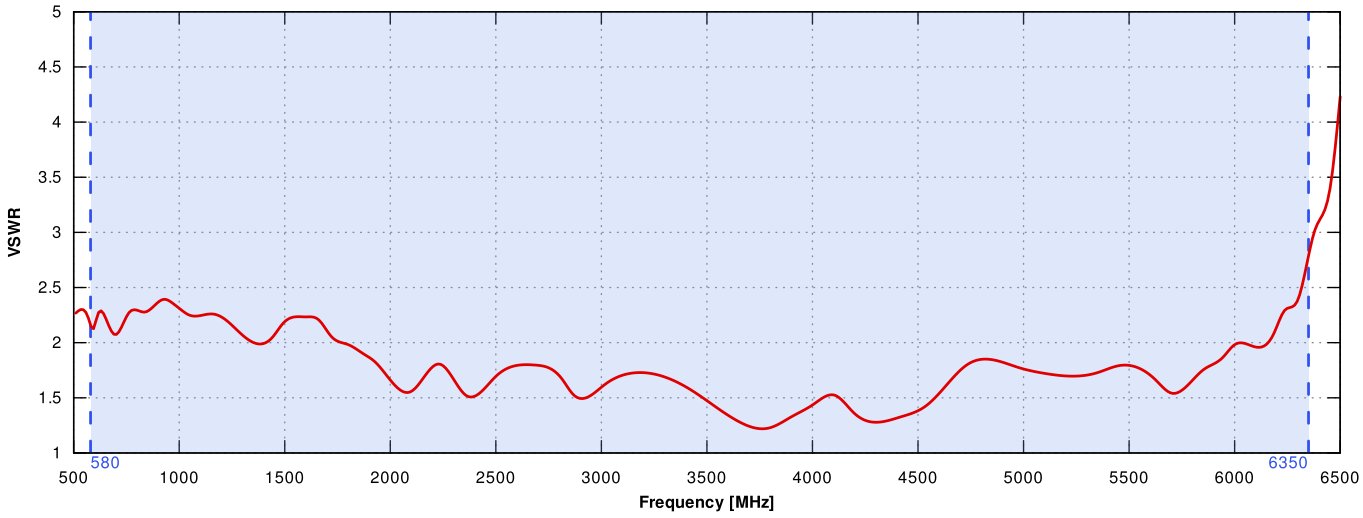

5G/LTE Gain

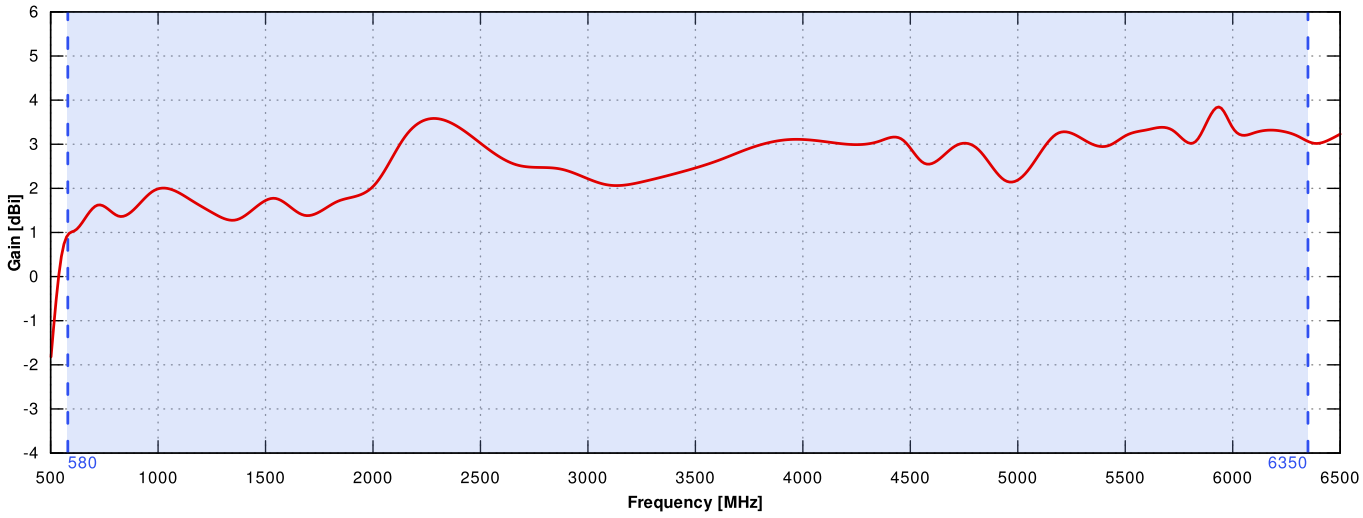

Copyright © 2023, Wireless Instruments. Specifications and information given in this document are subject to change without prior notice.

WI-FI VSWR

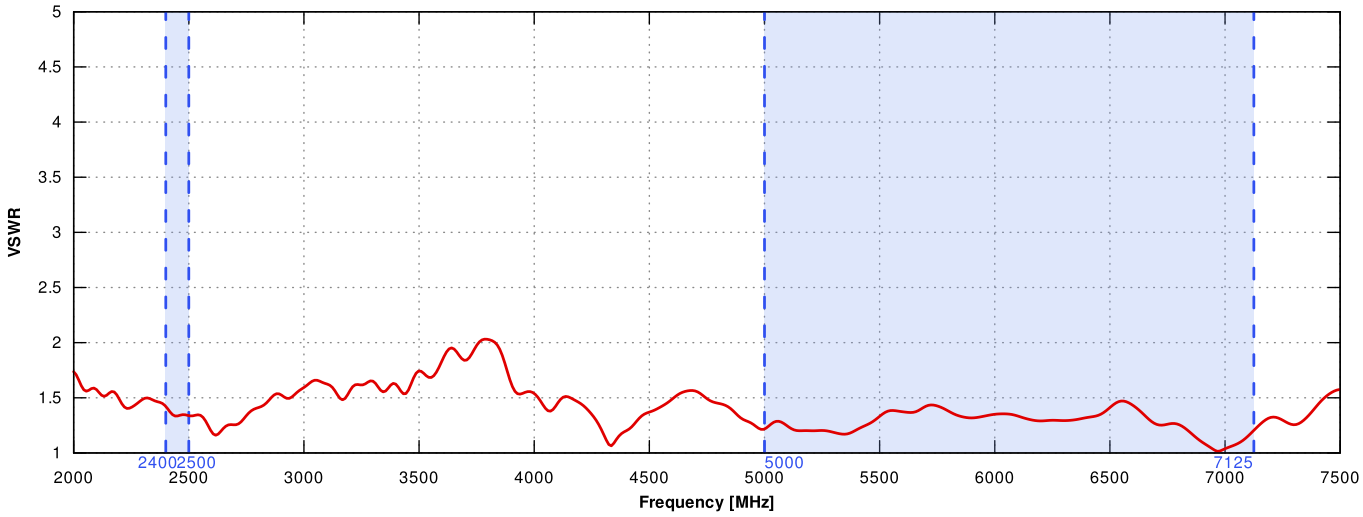

WI-FI Gain

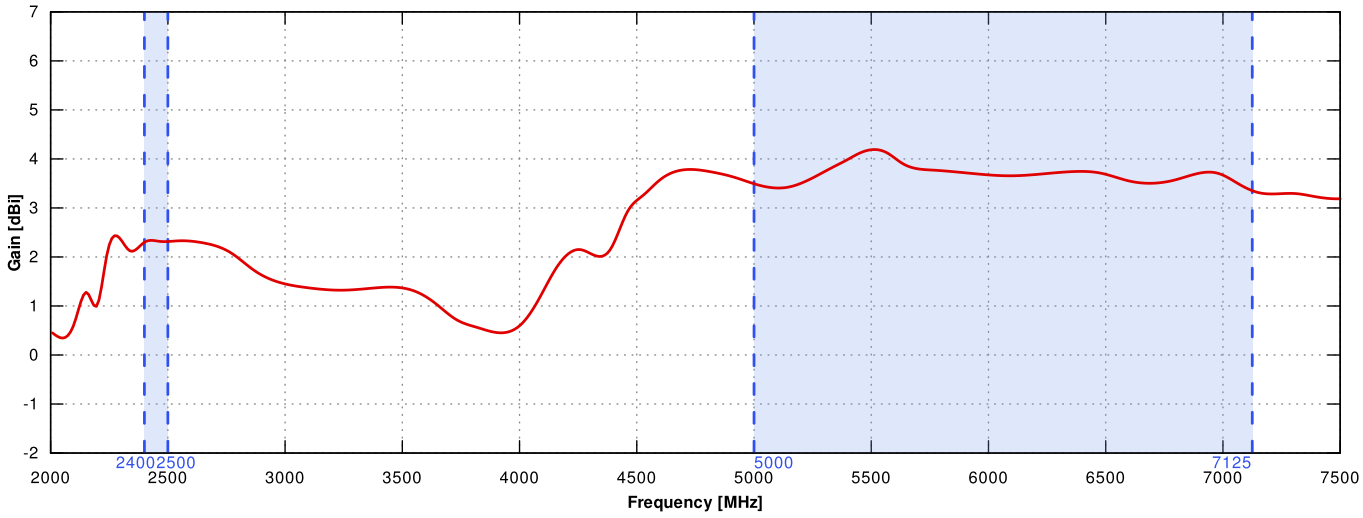

Copyright © 2023, Wireless Instruments. Specifications and information given in this document are subject to change without prior notice.

5G/LTE From 617MHz to 960MHz

ELEVATION

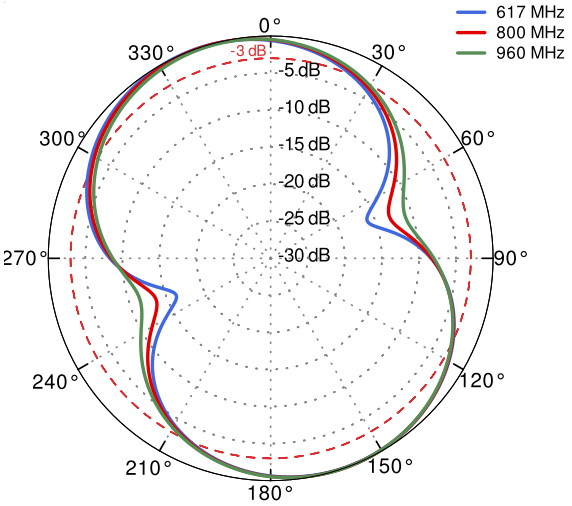

AZIMUTH

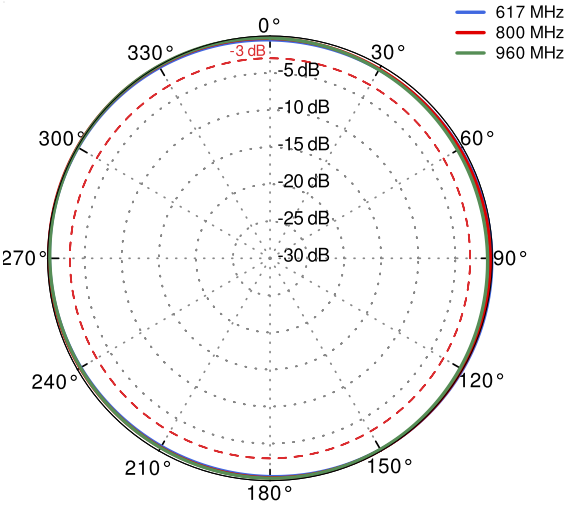

5G/LTE From 1.71GHz to 2.5GHz

ELEVATION

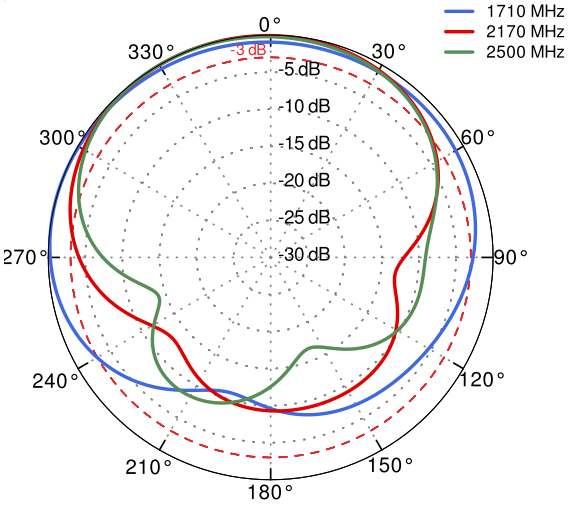

AZIMUTH

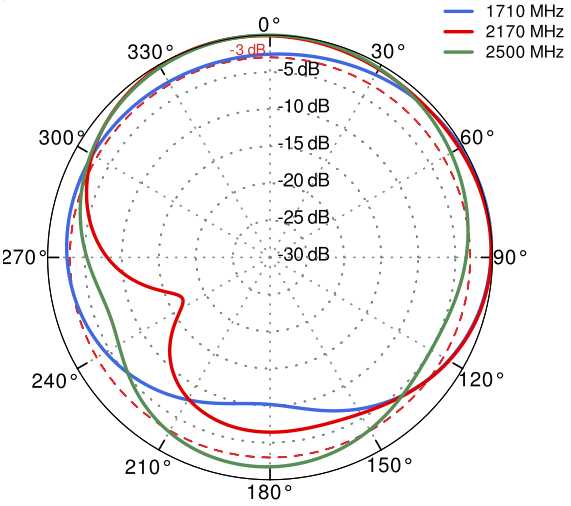

Copyright © 2023, Wireless Instruments. Specifications and information given in this document are subject to change without prior notice.

5G/LTE From 3.3GHz to 4.2GHz

ELEVATION

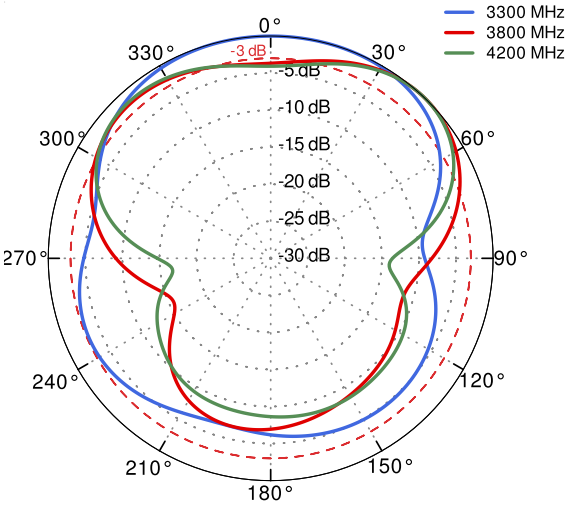

AZIMUTH

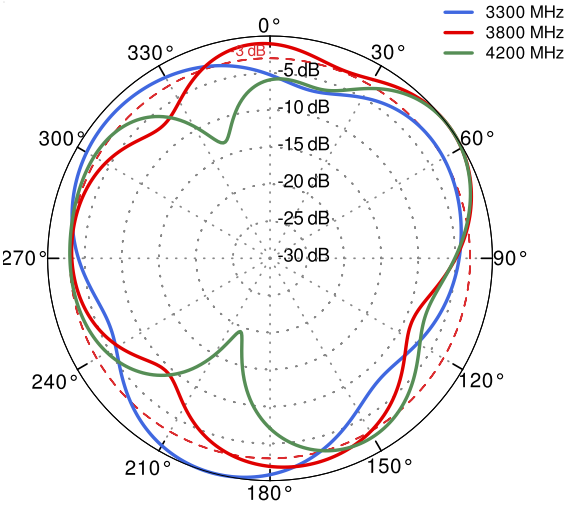

5G/LTE From 4.8GHz to 5.8GHz

ELEVATION

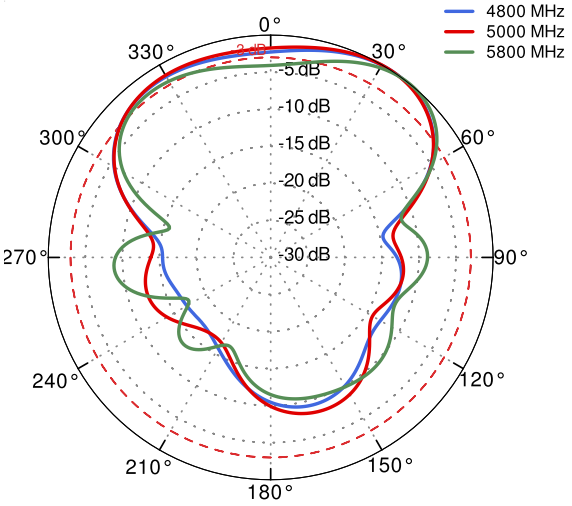

AZIMUTH

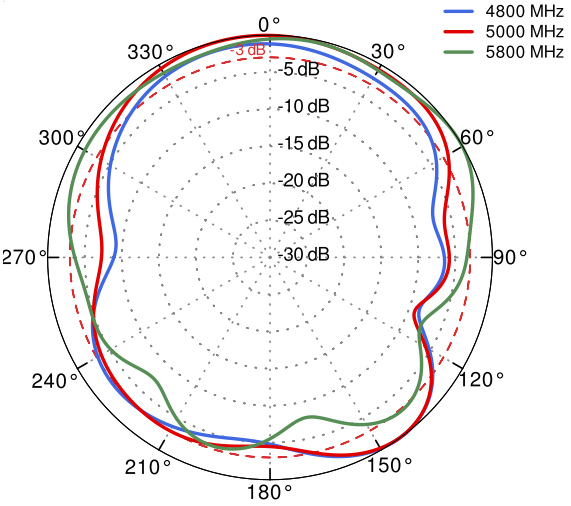

Copyright © 2023, Wireless Instruments. Specifications and information given in this document are subject to change without prior notice.

Wi-Fi From 2.4 GHz to 5.8 GHz

ELEVATION

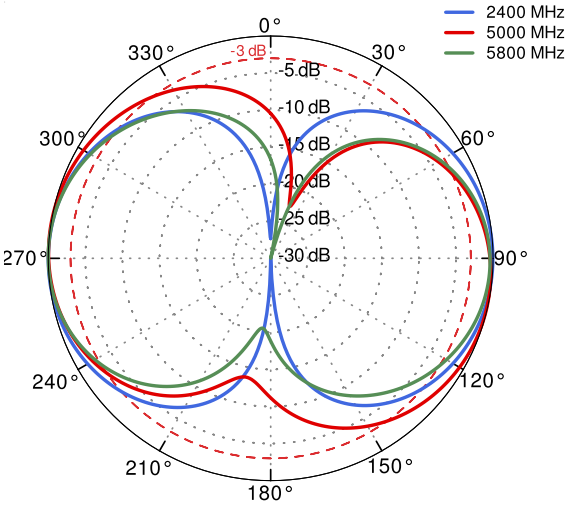

AZIMUTH

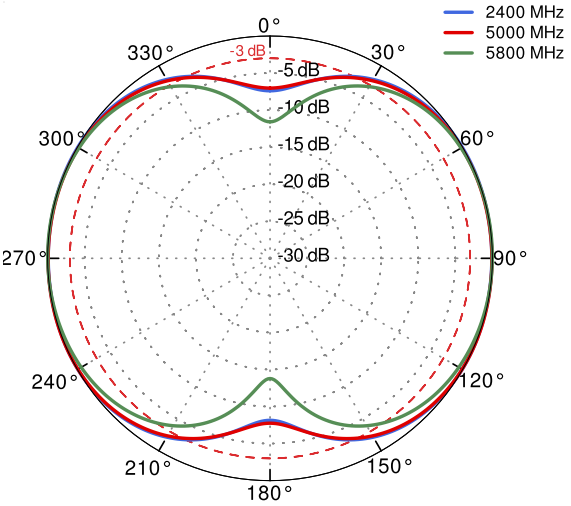

QuWireless WWW.QUWIRELESS.COM

Sales email: sales@quwireless.com **Tel:** +48 513 900 416

Support email: support@quwireless.com **Website:** www.quwireless.com

Address: Wireless Instruments Sp. z o.o., ul. Kościuszki 27, 52-116 Iwiny, Poland

Copyright © 2023, Wireless Instruments. Specifications and information given in this document are subject to change without prior notice.